




Mamiya RB67

Mamiya-Sekor SFC

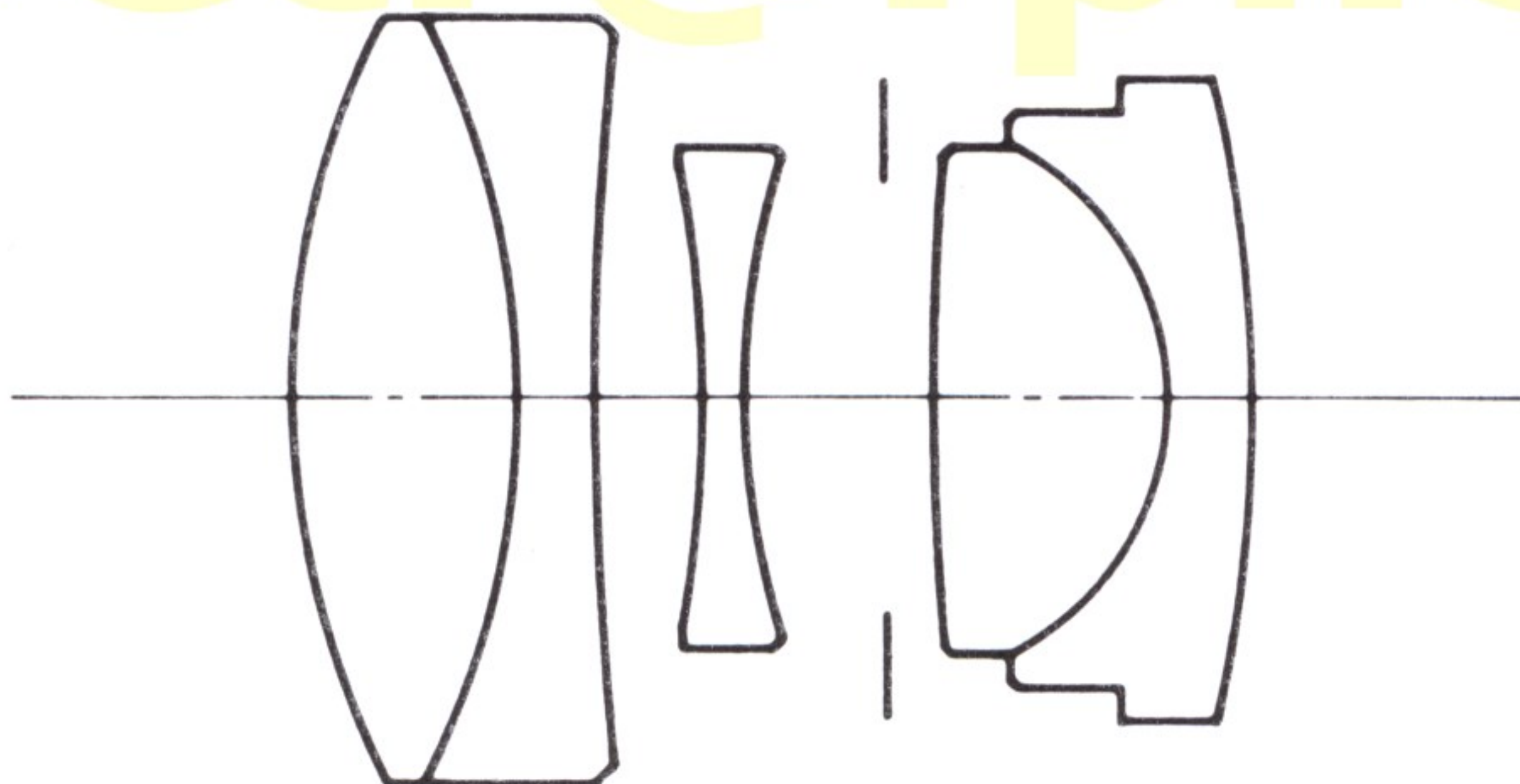
150mm f/4 Lens

Instructions
Bedienungsanleitung
Instructions
Instrucciones
Istruzioni d'uso





petr@fpl.cz





Mamiya-Sekor SFC 150mm f/4 Lens

Mamiya's long experienced and concentrated technology have made possible the development of the all new Mamiya-Sekor SF C 150mm f/4 Soft Focus Lens. A special type of spherical aberration has been purposely introduced into this lens to produce photographic images that are sharp yet which have an alluring softness. And the highly advanced design using 3 new types of optical glass has made possible extremely precise correction of all other types of aberrations as in standard lenses as well as superb color balance.

The soft focus effect is eliminated when this lens is stopped down to f/8 or more so the same sharp images obtained with standard lenses are available when desired. And the soft focus effect can be varied at will by using the three different Softness Control Discs provided with the lens.

Names of Parts

1. Front lens barrel
2. Softness control disc
3. Shutter speed ring
4. Aperture scale ring
5. Depth-of-field preview lever
6. Synchroflash terminal
7. M-X selector

Specifications

Focal length: 150mm
 Composition: 5 elements, 3 groups
 Angle of view: 33°
 Aperture range: f/4—f/32
 Filter: 77mm dia. screw-in type
 Lens hood: Screw-in type
 Length: 3-5/16" (84mm)
 Maximum diameter: 3-11/16" (94mm)
 Weight: 29.6 oz. (840g)

Focusing

The special spherical aberration used in this lens to produce the soft focus effect causes some discrepancy in focusing when this is done at full aperture; therefore, when focusing always stop this lens down to at least f/8 to cancel the soft focus effect.

The No. 1 Matte and No. 2 Checker focusing screens are ideal for use with this lens. The No. 3 Rangefinder Spot or No. 4 Microprism focusing screen may be used, however, by stopping down to f/8 or more and using the mat area.

1. Set the lens aperture at f/8.
2. Press the depth-of-field preview lever down. The lever locks into position automatically.
3. Focus.
4. Set the lens to the desired aperture.
5. Return the depth-of-field preview lever to its original position by slightly pressing it in the return direction. The lever will then return automatically.

Adjustment of the Soft Focus Effect

The degree of soft focus effect varies depending on whether or not the Softness Control Discs are used and in accordance with which of the three Discs is used. The amount of effective softness, however, will also depend on the type of subject, distance, lighting conditions, the amount of enlargement given the negative, the concept, personal likes, etc.

1. When not using a Softness Control Disc

The soft focus effect varies depending on the aperture used. At full aperture (f/4) the softest effect is obtained. The effect is less at f/5.6 and completely disappears at f/8 or smaller apertures to produce a normal sharp image.

2. When using a Softness Control Disc

There are three different types of Softness Control Discs, each with a different diameter hole in the center.

★ **Always set this lens at full aperture (f/4) when using one of the Softness Control Discs.** The f-value of this lens changes according to the Disc used. When the No. 1 Disc is used the effective lens aperture is approximately f/5; for the No. 2 Disc this value is approximately f/5.6; and for the No. 3 Disc it is approximately f/6.3.

How to attach the Softness Control Discs

1. Remove the front lens barrel by rotating it counterclockwise.
2. Slip the disc to be used over the rear end of the front lens barrel.
3. Put the front lens barrel back into place and tighten by rotating it clockwise.

Depth-of-field

The depth-of-field and the degree of softness can be easily checked by stopping the lens down to the preset aperture by operating the depth-of-field preview lever.

Other functions

All other functions such as removal and attachment of the lens, operation of the mirror lock-up, etc., are the same as for standard Mamiya-Sekor lenses.

Mamiya

petr@fpl.cz

Specifications and appearance are subject to change without notice.

Änderungen im Sinne des technischen Fortschritts vorbehalten.

Ces caractéristiques sont susceptibles d'être modifiées sans préavis

Todos los diseños y características están sujetos a cambios sin previo aviso, con fines de perfeccionamiento de los productos.

Caratteristiche, dati tecnici e dotazione sono soggetti a modifica senza preavviso.